



Human Services
Research Institute

National Core Indicators (NCI) Outcomes by Legal Status

Florida Statewide Quality Council Meeting
October 8, 2015

Presented by Elizabeth Pell, Policy Associate
Human Services Research Institute

Excerpts from AAIDD National Conference 2015 Presentation

**Systems Change to Promote Rights:
A Supported Decision Making Initiative and National Core Indicators Data**

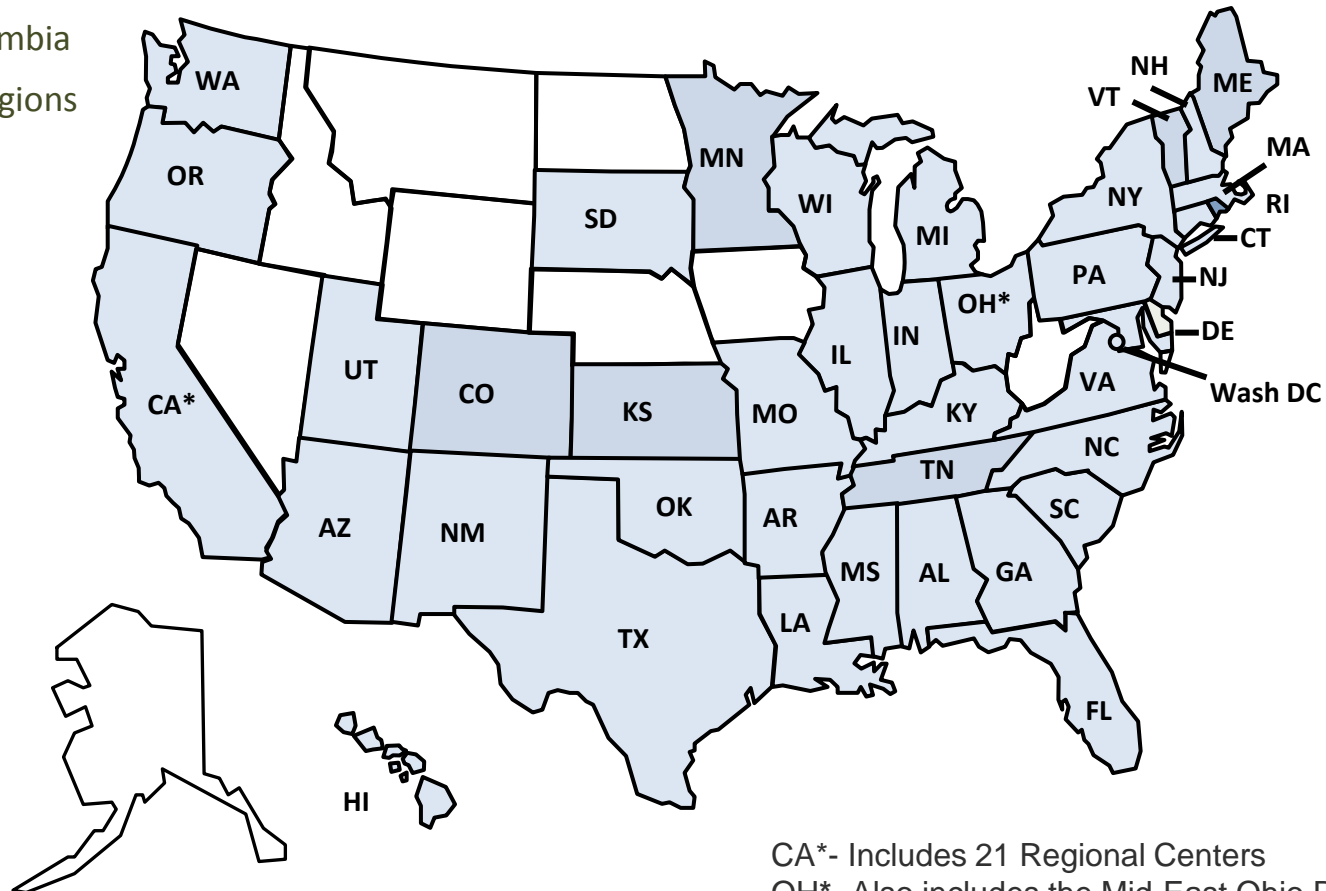
NCI is a joint initiative of HSRI, NASDDDS and member states.

www.nationalcoreindicators.org

National Core Indicators (NCI)

State Members 2014-15

- 42 states
- District of Columbia
- 22 sub-state regions



NCI Guardian Status Tracking

All NCI States 2013-14

Adults with I/DD receiving services across NCI states:

- No guardian - 50%
- Limited guardian - 7%
- Full guardian - 43%
- Don't know - 2%

Florida 2013-14

Adults with I/DD receiving services in Florida:


- No guardian - 70%
- Limited guardian - 8%
- Full guardian - 20%
- Don't know - 2%

Experiences are Different by Legal Status

- Rights
- Choice
- Relationships
- Employment




Exercising Rights

 NATIONAL CORE INDICATORS™	No guardianship	Limited guardianship	Full guardianship
Rights			
Can be alone with friends or visitors at home	81%	75%	71%
People ask before entering home	91%	89%	88%
Uses phone or internet without restriction	92%	90%	87%


Source: NCI-DD Adult Consumer Survey data 2013-14

Exercising Choice

 NATIONAL CORE INDICATORS™	No guardianship	Limited guardianship	Full guardianship
Choice – Made decision or had some input into decision			
Home	62%	46%	41%
Roommates	54%	42%	35%
Staff (day & residential)	69%	64%	60%
Daily schedule	90%	79%	77%
What to buy	93%	83%	81%


Source: NCI-DD Adult Consumer Survey data 2013-14

Employment

 NATIONAL CORE INDICATORS™	No guardianship	Limited guardianship	Full guardianship
Employment			
Integrated employment goal in service plan	30 %	22 %	21 %
Had community paid job during past 2 weeks	19 %	13 %	12 %


Source: NCI-DD Adult Consumer Survey data 2013-14

Relationships

 NATIONAL CORE INDICATORS™	No guardianship	Limited guardianship	Full guardianship
Relationships			
Has friends who are not family or staff	78%	74%	73%
Can date without restrictions	71%	68%	58%

Source: NCI-DD Adult Consumer Survey data 2013-14

Personal Characteristics

	No guardianship	Limited guardianship	Full guardianship
Co-occurring:			
Mild level ID	49%	33%	28%
Use speech to communicate	85%	72%	65%
Live with parents or other relatives	38%	29%	33%

Source: NCI-DD Adult Consumer Survey data from 2013-14

NCI Guardian Status Tracking

2015 Adult Consumer Survey New Question

If under guardianship, guardian's relationship to person:

- Family
- Friend
- Employee of state or guardianship agency
- Other

Resources & Contact Information

- National Core Indicators (NCI) website: www.nationalcoreindicators.org
- NCI data brief on Rights & Respect explores extent to which public I/DD services are delivered in ways that respect service recipients' privacy, choices, and control. Highlights significant differences by race and ethnicity, guardianship status, residence type, and other variables. Presents programs preserving rights and respect: www.nationalcoreindicators.org/resources/data-briefs
- National Resource Center on Supported Decision Making: <http://supporteddecisionmaking.org/>

Elizabeth Pell, Policy Associate
Human Services Research Institute
2336 Massachusetts Ave, Cambridge, MA 02140
617-844-2307

epell@hsri.org



Human Services
Research Institute