



What Do NCI Data Tell Us About the Experiences of Florida Families During the Pandemic

Results of the 2020-2021 Adult Family Survey

Florida Quality Council

March 17, 2022



Stephanie Giordano and Val Bradley, HSRI

What is the Adult Family Survey?



- Mail out survey to families with a family member with IDD receiving at least one service in addition to case management
- Information is answered by the family of the person with IDD
- Surveys collected between July 1 2020 and June 30 2021
- NCI-IDD added a COVID supplement to hear from families about their experiences and interactions with services during COVID-19

Demographics of family members

Age

- **37** FL
- **36** NCI-IDC

Gender (male)

- **62%** FL
- **58%** NCI-IDC

White

- **57%** FL
- **72%** NCI-IDC

Black/African American

- **21%** FL
- **16%** NCI-IDC

Hispanic or Latino

- **22%** FL
- **10%** NCI-IDC

Family member's level of support needs

Family member needs some or extensive support for behavioral support

- **44%** FL
- **45%** NCI-IDD

Family member needs some or extensive support for personal care activities

- **77%** FL
- **77%** NCI-IDD

Family member needs some or extensive support with other daily activities

- **93%** FL
- **95%** NCI-IDD

More than 1
in 10
respondents
preferred a
language
other than
English

English

- 88% FL
- 94% NCI-IDD

Spanish

- 8% FL
- 3% NCI-IDD

Other

- 4% FL
- 2% NCI-IDD

Age and health of respondents



Respondent is 55 or older

78% FL

79% NCI-IDD



Reported overall health is poor


4% FL

3% NCI-IDD

33% of FL respondents reported a household income of under \$25,000



26% of respondents across NCI-IDD states reported a household income of under \$25,000



Financial Challenges Due to COVID



28%
reported they or
other
wage earners in
the
household
become
unemployed or
furloughed
during the
COVID-19


29%
reported their
household
income
reduced due to
COVID

24%
report it was
sometimes or
regularly harder
to
make sure your
family
has enough food
to
eat since COVID

Emergency planning




- Discussed how to handle emergencies at last planning meeting
 - 88% FL
 - 69% NCI-IDD
- Feels prepared to handle needs of family member in an emergency
 - 93% FL
 - 89% NCI-IDD
- Received crisis services if asked for them in the past year
 - 63% FL
 - 51% NCI-IDD



Can always contact support workers when needed


- 73% FL
- 62% NCI-IDD



Can always contact case manager when needed

- 77% FL
- 66% NCI-IDD

Natural supports



Has resources in the community that the family can use that are not provided by the IDD agency


- 68% FL
- 73% NCI-IDD



Takes part in family-to-family networks

- 18% FL
- 17% NCI-IDD

Just **1** in **4** respondents in FL (26%) and across NCI-IDD (24%) states reported that they can always get and use respite services when needed



72% in FL and 75% across NCI-IDD states say they get the services needed.
What additional services are needed...

Respite

- 55% FL
- 56% NCI-IDD

Regularly Scheduled Support for Family Member

- 36% FL
- 31% NCI-IDD

Home or Vehicle Modifications

- 22% FL
- 17% NCI-IDD

Homemaker Services

- 21% FL
- 16% NCI-IDD

Counseling

- 19% FL
- 15% NCI-IDD

Family-to-family Networks

- 18% FL
- 15% NCI-IDD

Support or Training to Use Assistive Technology

- 13% FL
- 11% NCI-IDD

Other

- 29% FL
- 35% NCI-IDD

30% in FL and across NCI-IDD states reported services or supports received by the family were reduced, suspended or terminated during the past year



79% in FL and 76% across NCI-IDD states said the reduction had a negative impact on the family

Most reported that overall,
services are helping their
family member live a good life


- 90% FL
- 93% NCI-IDD





KEY TAKEAWAYS



- 
- Families in Florida report that respite and regularly scheduled support is a priority need
 - Florida families are more likely to have incomes under \$25,000
 - Families are less likely to speak English as a first language
 - Almost a third of families lost some portion of their support services
 - Florida families less likely to report that they rely on other community resources in addition to paid supports



Questions Comments

- Valerie Bradley vbradley@hsri.org
- Steph Giordano sgiordano@hsri.org